






PMEX UPDATE


BUY	
	CRUDE10-NO24
74.28	1.42%
Expiry	21/Oct/24
Remaining	11 Days
Entry	74.42 - 74.46
Stoploss	74.16
Take Profit	75.34 - 75.55


SELL	
	NGAS1K-NO24
2.6070	-1.99%
Expiry	28/Oct/24
Remaining	18 Days
Entry	2.596 - 2.59
Stoploss	2.63
Take Profit	2.568 - 2.557


BUY	
	GO10Z-DE24
2,642.90	0.64%
Expiry	26/Nov/24
Remaining	47 Days
Entry	2636 - 2637
Stoploss	2628.38
Take Profit	2647 - 2650


BUY	
	SL10-DE24
30.91	0.77%
Expiry	26/Nov/24
Remaining	47 Days
Entry	30.915 - 30.966
Stoploss	30.82
Take Profit	31.131 - 31.21


BUY	
	PLATINUM5-JA24
971.50	1.48%
Expiry	18/Dec/24
Remaining	69 Days
Entry	967 - 968
Stoploss	962.16
Take Profit	975 - 978


SELL	
	COPPER-DE24
4.4155	0.36%
Expiry	26/Nov/24
Remaining	47 Days
Entry	4.366 - 4.3629
Stoploss	4.39
Take Profit	4.3441 - 4.3347


SELL	
	ICOTTON-DE24
72.13	-0.17%
Expiry	22/Nov/24
Remaining	43 Days
Entry	71.83 - 71.76
Stoploss	72.05
Take Profit	71.45 - 71.2

BUY	
	DJ-DE24
42,744	-0.16%
Expiry	19/Dec/24
Remaining	70 Days
Entry	42592 - 42639
Stoploss	42464.10
Take Profit	42666 - 42738

BUY	
	SP500-DE24
5,825	-0.27%
Expiry	19/Dec/24
Remaining	70 Days
Entry	5802 - 5805
Stoploss	5784.55
Take Profit	5815 - 5820

BUY	
	NSDQ100-DE24
20,378	-0.42%
Expiry	19/Dec/24
Remaining	70 Days
Entry	20296 - 20312
Stoploss	20220.03
Take Profit	20368 - 20398

SELL	
	GOLDUSDJPY-NO24
148.53	-0.51%
Expiry	08/Nov/24
Remaining	29 Days
Entry	148.58 - 148.43
Stoploss	148.92
Take Profit	148.11 - 148.05

SELL	
	GOLDEURUSD-NO24
1.0942	0.03%
Expiry	08/Nov/24
Remaining	29 Days
Entry	1.0918 - 1.0913
Stoploss	1.09
Take Profit	1.0898 - 1.0892

Major Headlines

Oil prices edge up on US storm and Israel-Iran fears
Oil prices edged higher on Thursday, underpinned by a spike in fuel demand as a major storm barreled into Florida, with Middle East supply risks also in focus. Brent crude futures rose 58 cents, or 0.8%, to \$77.16 a barrel by 0847 GMT. U.S. West Texas Intermediate (WTI) futures were up 61 cents, or 0.8%, at \$73.85. In the United States, the world's largest oil producer and consumer, Hurricane Milton made landfall in Florida, where about a quarter of fuel stations [see more...](#)

Gold bounces amid dovish Fed speak
Gold also gets some lift from a string of speeches by Fed policymakers on Wednesday. These were all rated as either falling in the neutral or dovish territory at the FX Street Fed Tracker – meaning in favor of loose policy and low interest rates – and were all below the average for the speaker [see more...](#)

Stock market today: S&P 500 closes higher ahead of fresh
The S&P 500 closed higher Wednesday as investors continued to digest clues on interest rates from the Federal Reserve, a day ahead of fresh inflation data and Tesla robotaxi event. At 4:00 p.m. ET (2000 GMT), the Dow Jones Industrial Average gained 431 points, or 1%, the S&P 500 gained 0.7%, and NASDAQ Composite added 0.5%. Strong payrolls data released last week sparked doubts over just how much impetus the Fed has to keep cutting rates at a fast pace. [see more...](#)

Japanese Yen bounces off multi-week low
The Japanese Yen (JPY) recovers a bit against its American counterpart, from the lowest level since early August touched earlier this Thursday, dragging the USD/JPY pair to the 149.00 mark during the European session. The official data released today showed that the Producer Price Index [see more...](#)

EUR/USD remains fragile as traders brace for US Inflation
EUR/USD exhibits a weak performance in Thursday's European session after diving below the key support of 1.0950 on Wednesday. The major currency pair remains under pressure as the US Dollar (USD) clings to gains ahead of the United States (US) Consumer Price Index (CPI) data for September, which will be published at 12:30 GMT. The US Dollar Index (DXY), which tracks the Greenbacks value against six major currencies, trades close to a fresh seven-week high [see more...](#)

US CPI data as fresh clues how much the Fed will cut rates
The Bureau of Labor Statistics (BLS) will publish the highly anticipated Consumer Price Index (CPI) inflation data from the United States (US) for September on Thursday at 12:30 GMT. The US Dollar (USD) braces for intense volatility, as any surprises from the US inflation report [see more...](#)

Economic Calendar

Event	Dates	Time	Currency	Importance	Actual	Forecast	Previous
Core CPI (MoM) (Sep)	10-Oct-24	5:30 PM	USD	High volatility		0.20%	0.30%
CPI (MoM) (Sep)	10-Oct-24	5:30 PM	USD	High volatility		0.10%	0.20%
CPI (YoY) (Sep)	10-Oct-24	5:30 PM	USD	High volatility		2.30%	2.50%
Initial Jobless Claims	10-Oct-24	5:30 PM	USD	High volatility		231K	225K

FOREX MARKETS' STATISTICS

Forex Market Hours



Note: This chart shows the normal forex trading times of all the major forex trading centers across the globe in Pakistan Standard Time.

Forex Turnover by Counterparty



Markets' Share in Total Forex Turnover



Most Traded Currency Pairs



Sources: ACPL Research, Forexmarkethours, Dailyfx, Ig

DISCLAIMER

This report has been prepared by Abbasi and Company (Private) Limited and is provided for information purposes only. Abbasi and Company (Private) Limited (ACPL) is engaged in brokerage business of commodities futures in Pakistan and to provide the trading/ execution facility on Pakistan Mercantile Exchange (PMEX). There is risk of loss in trading in derivatives (futures). The author, directors and other employees of Abbasi and Company (Private) Limited and its affiliates cannot be held responsible for any loss in trading. Futures; futures on margin carries a high level of risk and may not be suitable for all investors. The high degree of leverage can work against the investor/ traders. Before deciding to invest in Commodity derivatives, you should carefully consider your investment objectives, level of experience, and risk appetite. The possibility exists that you could sustain a loss of some or all of your initial investment and therefore you should not invest money that you cannot afford to lose. You should be aware of all the risks associated with futures trading in commodities and other financial products. We take no responsibility for any loss made in investment on any instruments through us. In any event Abbasi and Company (Private) Limited, its affiliates, agents will not be liable to anyone for any decision made or action taken for investment/ trading. Abbasi and Company (Private) Limited, its affiliates, directors and employees cannot be held responsible for any loss in trading due to any problem in connectivity; failure of system; technical problem in the software or any other reason whatever. All the reports/ recommendations/ trading calls/ opinions are advisory in nature and contains the opinions of the author, which are not to be construed as investment advices. The author, directors and other employees of Abbasi and Company (Private) Limited and its affiliates cannot be held responsible for the accuracy of the information presented herein or for the results of the positions taken based on the opinions expressed in the reports/ views from Abbasi and Company (Private) Limited. All the views/ recommendations/ trading calls and opinions are based on the information, which are believed to be accurate and no assurance can be given for the accuracy of these information.

Derivatives trading involve substantial risk. The valuation of the underlying may fluctuate, and as a result, clients may lose their entire original investment. In no event should the content of this research report be construed as an express or an implied promise, guarantee or implication by, or from, Abbasi and Company (Private) Limited that you will profit or that losses can, or will be, limited in any manner whatsoever. Past results are no indication of future performance. The information provided in this report is intended solely for informative purposes and is obtained from sources believed to be reliable. Information is in no way guaranteed. No guarantee of any kind is implied or possible where projections of future conditions are attempted. Investments in securities market are subject to market risks, read all the related documents carefully before investing.

All rights reserved by Abbasi and Company (Private) Limited. This report or any portion hereof may not be reproduced, distributed, or published by any person for any purpose whatsoever. Nor can it be sent to a third party without prior consent of Abbasi and Company (Private) Limited. Action could be taken for unauthorized reproduction, distribution, or publication.

The research analyst, primarily involved in the preparation of this report, certifies that (1) the views expressed in this report accurately reflect his/her personal views about the subject commodity/index /currency pair and (2) no part of his/her compensation was, is or will be directly or indirectly related to the specific recommendations or views expressed in this report.

DISCLOSURE

Following exchange rates are used to convert investment and profit values:

- USD/PKR: 277.6
- JPY/PKR: 1.86

To arrive at our Target Price, Abbasi & Company (Private) Limited uses following methods:

- Technical Analysis
- Fundamental Analysis

Furthermore, profit and returns are inclusive of all expenses including PMEX Fee, ACPL Fee & Sales Tax

RESEARCH DISSEMINATION POLICY

Abbasi & Company (Private) Limited endeavors to make all reasonable efforts to disseminate research to all eligible clients in a timely manner through either physical or electronic distribution such as email, fax mail etc. Nevertheless, all clients may not receive the material at the same time.

PREPARED BY

Muhammad Rashid Nawaz
Phone: (+92) 42 38302028
Ext: 116
Email: haroon@abbasiandcompany.com

RESEARCH DEPARTMENT

6 - Shadman, Lahore
Phone: (+92) 42 38302028; Ext: 116, 117
Email: research@abbasiandcompany.com
web: www.abbasiandcompany.com

HEAD OFFICE

6 - Shadman, Lahore
Phone: (+92) 42 38302028
Email: support@abbasiandcompany.com
web: www.abbasiandcompany.com